

SARDAR PATEL UNIVERSITY
V.V.NAGAR

FINANCIAL YEAR
2020-21

C N K & ASSOCIATES LLP
CHARTERED ACCOUNTANTS
VADODARA

INDEPENDENT AUDITOR'S REPORT

To the **SARDAR PATEL UNIVERSITY**

Opinion

We have audited the Financial Statements of **SARDAR PATEL UNIVERSITY**, which comprise the Balance Sheet as at 31st March, 2021, and the Income & Expenditure Account, for the year ended on that date, including a summary of Significant Accounting Policies.

In our opinion, the accompanying Financial Statements give a True and Fair view of the financial position of the entity as at 31st March, 2021, and of its financial performance for the year ended on that date in accordance with the Accounting Standards issued by the Institute of Chartered Accountants of India (ICAI).

Basis for Opinion

We conducted our audit in accordance with the Standards on Auditing (SAs) issued by The Institute of Chartered Accountants of India (ICAI). Our responsibilities under those standards are further described in the Auditor's Responsibilities for the Audit of the Financial Statements section of our report. We are independent of the entity in accordance with the ethical requirements that are relevant to our audit of the financial statements in, and we have fulfilled our other ethical responsibilities in accordance with these requirements. We believe that the audit evidence we have obtained is sufficient and appropriate to provide a basis for our opinion.

Emphasis of Matter

1. Attention is invited to Note No. A-1 to Schedule- A wherein it has been mentioned that the Dr. Balance of Rs. 3,10,77,987 out of total Dr. Balance of Rs. 37,30,79,202.56 in 'University-Own Fund-General' and in 'Capital Grant Fund - General' have now been transferred and merged into University General Fund account based on the report of the Independent Committee.
2. Attention is also invited to Note no B-1 to Schedule- B wherein UGC plan schemes includes the grants received in earlier years for specific purposes which are unutilized/underutilised for more than the specified period. Moreover, the university also has recoverable amounts which have been spent by the university for the purpose for which the Grants are sanctioned but not received/ short received by the university. Pending reconciliation, the Grant amount received by the university has been shown net off the amount spent. The management has started reconciliation and adjustment of each of the unutilized/recoverable balances.

Our opinion is not modified in respect of above matters.

..2



Responsibilities of Management and Those Charged with Governance for the Financial Statements

Management is responsible for the preparation and fair presentation of the financial statements in accordance with the aforesaid Accounting Standards, and for such internal control as management determines is necessary to enable the preparation of financial statements that are free from material misstatement, whether due to fraud or error.

In preparing the financial statements, management is responsible for assessing the entity's ability to continue as a going concern, disclosing, as applicable, matters related to going concern and using the going concern basis of accounting unless management either intends to liquidate the entity or to cease operations, or has no realistic alternative but to do so.

Those charged with governance are responsible for overseeing the entity's financial reporting process.



Auditor's Responsibilities for the Audit of the Financial Statements

Our objectives are to obtain reasonable assurance about whether the Financial Statements as a whole are free from material misstatement, whether due to fraud or error, and to issue an Auditor's Report that includes our opinion. Reasonable assurance is a high level of assurance, but is not a guarantee that an audit conducted in accordance with SAs will always detect a material misstatement when it exists. Misstatements can arise from fraud or error and are considered material if, individually or in the aggregate, they could reasonably be expected to influence the economic decisions of users taken on the basis of these financial statements.

Report on Other Legal and Regulatory Requirements

1. We have obtained all the information and explanations which to the best of our knowledge and belief were necessary for the purposes of our audit;
2. In our opinion, proper books of accounts as required by law have been kept by the University so far as appears from our examination of such books;
3. The Balance Sheet and Income & Expenditure Account dealt with by this report are in agreement with the books of accounts;
4. In our opinion and to the best of our information and according to the explanations given to us, the said accounts read with Significant Policies and Notes on Accounts give the information as required, so as to give, a true and fair view in conformity with the accounting principles generally accepted in India.

For CNK & Associates, LLP
Chartered Accountants
FRN 101961W/W-100036

CA. Alok Shah
Partner
Membership No. 042005
UDIN: 22042005AAAACU4670

Date: 24th January, 2022
Place: Vadodara

SARDAR PATEL UNIVERSITY
V. V. NAGAR

BALANCE SHEET AS AT MARCH 31, 2021

Amount in ₹

PARTICULARS	SCH.	As at March 31,2021	As at March 31,2020
Capital Funds & Liabilities:			
Corpus Fund	A	2,68,56,00,045	2,37,34,76,766
Grant Funds	B	77,70,00,048	77,48,18,040
Endowment Funds	C	8,71,33,156	7,41,97,270
Provident Fund	D	47,94,88,819	43,37,68,539
Gratuity (Aerc)	E	1,09,89,602	93,87,627
Current Liabilities And Provisions	F	3,31,09,032	3,79,14,268
Total		4,07,33,20,704	3,70,35,62,510
Property & Assets:			
Immovable Properties	G	59,45,33,728	56,04,56,748
Investments => Own Fund Investments	H	2,58,21,52,235	2,34,72,59,267
		2,58,21,52,235	2,34,72,59,267
Provident Fund Investment => Provident Fund Investment In Treasury (SPU & AERC) => Provident Fund Investment (Press)		46,04,56,800 1,11,03,209 47,15,60,009	41,52,96,668 1,04,72,751 42,57,69,419
Current Assets, Loans & Advances	I	5,55,53,666	7,69,24,449
Closing Cash & Bank Balances	J	36,95,21,066	29,31,52,627
Total		4,07,33,20,704	3,70,35,62,510
NOTES TO ACCOUNTS	V		

For SARDAR PATEL UNIVERSITY

For C N K & ASSOCIATES LLP

Chartered Accountants

FRN : 101961W/W-100036

BAPAD
24/1/2022
Chief Accounts Officer (SIC)

Alok Shah
24/1/22
Registrar (SIC)

Authorised Signatories

Place : Vallabh Vidhyanagar

Date : 24/Jan/2022

Incharge Registrar
Sardar Patel University
Vallabh Vidyanagar.




Alok Shah

Alok Shah

M. No : 042005

Place : Vadodara

Date : 24-Jan-2022



SARDAR PATEL UNIVERSITY
V. V. NAGAR

INCOME & EXPENDITURE FOR THE YEAR ENDED 31ST MARCH 2021

Amount in ₹

PARTICULARS	SCH.	For the year ended 31st March, 2021	For the year ended 31st March, 2020
A) INCOME			
Maintenance Grant (ADHOC)	K	58,17,61,764	52,45,63,000
Examination Fees Income	L	7,22,14,451	11,86,11,652
Income of University Departments	M	2,44,36,707	2,93,60,694
Other Income	N	98,88,655	26,73,928
University Publication Income	O	-	175
Miscellaneous Income	P	17,93,549	8,17,582
Interest on saving Bank Account	Q	11,18,355	19,54,728
Total (A) :		69,12,13,481	67,79,81,759
B) EXPENDITURE			
Salaries, Allowances & Benefits	R	43,75,87,736	44,06,98,187
Examination Expenses	S	7,22,14,451	11,86,11,652
Expenses of University Departments	T	5,68,60,657	6,67,44,606
Office & Other Administrative Expenses	U	2,28,45,710	2,23,68,919
Total (B) :		58,95,08,554	64,84,23,364
Balance Being Surplus carried to Corpus Fund		10,17,04,927	2,95,58,395

For SARDAR PATEL UNIVERSITY

BAPEJ
24/1/2022
Chief Accounts Officer (JIC)

Authorised Signatories

Place : Vallabh Vidyanagar

Date : 24/Jan/2022

Alok
24/1/22
Registrar

Incharge Registrar
Sardar Patel University
Vallabh Vidyanagar.

For C N K & ASSOCIATES LLP

Chartered Accountants

FRN : 101961W/W-100036


Alok & Son

Alok Shah

M. No : 042005

Place : Vadodara

Date : 24-Jan-2022



**SARDAR PATEL UNIVERSITY
V. V. NAGAR**

GROUPING OF FUND AND LIABILITIES

PARTICULARS	SCH.	AS AT	AS AT
		31st MARCH, 2021	31st MARCH, 2020
		₹	₹
<u>CORPUS FUND</u>	A		
University Own Fund	(List - I)	1,68,93,47,602	1,49,77,51,870
Self Finance Development Fund	(List - II)	16,81,74,972	16,81,74,972
Exam Development Fund	(List - III)	55,72,07,818	53,83,85,199
Reserves & Surplus (SF)		4,20,78,641	4,20,78,641
Excess of Income over Expenditure - Closing(Refer note A-1)		22,87,91,012	12,70,86,085
Total		2,68,56,00,045	2,37,34,76,766
Note A-1			
<p>Out of total Dr. Balance of Rs. 37,30,79,202.56 in 'University-Owned Fund-General' and in 'Capital Grant Fund - General' with total 1649 ledger accounts, 1337 ledger accounts were found matched with relevant records of the University with total balance of Rs.3,10,77,987. The same have been transferred to Uni General Fund A/c-40001. Balance amount of Rs.34,20,01,215.56 is carried forward in University Own Fund -General' for reconciliation of balance 312 ledger accounts. The above treatment is effected in the books of accounts of the University considering Forensic Accounting and Investigation Report of Independent Committee. In the said report in Para no. 11 Sr. No. d and in column of Compliance/Findings it is stated that 'Based on the documents/information produced before us, we believe that material adjustment accounting entries were passed during FY 2014-15 in 1649 ledger accounts were in nature of adjustment accounting errors.'</p>			
<u>GRANT FUNDS</u>	B		
UGC Plan Schemes(refer note B.1)	(List - I)	14,36,94,348	16,15,20,016
Other Scheme Grant Funds	(List - II)	30,63,90,646	29,27,67,878
Grant from UGC & Other Schemes	(List - III)	32,69,15,054	32,05,30,147
Total		77,70,00,048	77,48,18,040
Note B-1			
<p>The above balance of UGC plan schemes includes the grants received in earlier years for specific purposes which are unutilized for more than specified period. The University also has recoverable amounts which have been spend by the University for the purpose for which the Grants are sanctioned but not received/short received by the University. Pending reconciliation, the grant amount received by the University has been shown net off the amount spent. The management has started reconciliation and adjustment of each of the unutilized/recoverable balances.</p>			

A

**SARDAR PATEL UNIVERSITY
V. V. NAGAR**

GROUPING OF FUND AND LIABILITIES

PARTICULARS	SCH.	AS AT	AS AT
		31st MARCH, 2021	31st MARCH, 2020
		₹	₹
ENDOWMENT FUND	C		
Gold Medal Fund	(List - I)	8,71,33,156	7,41,97,270
		8,71,33,156	7,41,97,270
PROVIDENT FUND	D		
SPU & AERC	(List - I)	47,94,88,819	43,37,68,539
Total		47,94,88,819	43,37,68,539
Gratuity Fund-AERC	E		
Gratuity Fund	(List - I)	1,09,89,602	93,87,627
Total		1,09,89,602	93,87,627
CURRENT LIABILITIES & PROVISIONS	F		
Deposits (Liability)	(List - I)	3,00,67,145	3,41,96,795
Taxes Payable	(List - II)	30,41,887	37,17,474
Total		3,31,09,032	3,79,14,268



SARDAR PATEL UNIVERSITY
V. V. NAGAR

GROUPING OF ASSETS

PARTICULARS	SCH.	AS AT	AS AT
		31st MARCH, 2021	31st MARCH, 2020
		₹	₹
IMMOVABLE PROPERTIES	G	59,45,33,728	56,04,56,748
INVESTMENTS	H		
GOI Bonds		1,25,14,00,000	1,25,14,00,000
FIXED DEPOSITS			
Investment Into Short Term FDR		1,31,96,24,335	1,09,48,25,466
		2,57,10,24,335	2,34,62,25,466
CURRENT ASSETS, LOANS & ADVANCES	I		
Deposits	(List - I)	13,46,225	12,35,573
Staff Advances	(List - II)	9,19,007	6,72,507
Interest & Other Receivables	(List - III)	4,63,74,075	7,04,47,840
Advances	-	69,14,359	45,68,529
Total		5,55,53,666	7,69,24,449
CASH AND BANK BALANCES	J	36,95,21,066	29,31,52,627



SARDAR PATEL UNIVERSITY
V. V. NAGAR

Notes forming part of Balance Sheet

SCH - A : CORPUS FUND

LIST - I : UNIVERSITY OWN FUND

PARTICULARS	AS AT 31st MARCH, 2021	AS AT 31st MARCH, 2020
	₹	₹
Analytical and Research Fund	29,75,823	24,77,063
Department Development Funds	23,76,80,535	22,19,34,846
N S S Administration-Grant	65,44,197	66,93,176
NRI Hostel Funds	76,44,625	68,36,750
Personal Prof Dev Fund	27,73,791	29,95,917
State Government Participative Funds	29,26,313	(9,98,857)
Student Fund	5,40,42,832	4,84,70,026
University Own Fund	13,90,299	16,86,035
Miscellaneous fund	1,37,33,69,189	1,20,76,56,914
Total	1,68,93,47,602	1,49,77,51,870

LIST - II : SELF FINANCE DEVELOPMENT FUND

PARTICULARS	AS AT 31st MARCH, 2021	AS AT 31st MARCH, 2020
	₹	₹
Self Finance Development Fund	16,16,29,577	16,81,74,972
Total	16,16,29,577	16,81,74,972


LIST - III : EXAM DEVELOPMENT FUND

PARTICULARS	AS AT 31st MARCH, 2021	AS AT 31st MARCH, 2020
	₹	₹
Exam Development Fund-30633	55,72,07,818	53,83,85,199
Total	55,72,07,818	53,83,85,199

SCH - B GRANT FUNDS

LIST - I : UGC PLAN SCHEMES

PARTICULARS	AS AT 31st MARCH, 2021	AS AT 31st MARCH, 2020
	₹	₹
SAP-Special Assistance Programme	(28,63,753)	54,60,691
5 Yr Development Plan	(1,72,11,624)	(1,45,18,846)
Other UGC Plan Schemes	16,37,69,725	17,05,78,171
Total	14,36,94,348	16,15,20,016



SARDAR PATEL UNIVERSITY
V. V. NAGAR

Notes forming part of Balance Sheet

LIST - II : EARMARKED GRANT FUNDS

PARTICULARS	AS AT 31st MARCH, 2021	AS AT 31st MARCH, 2020
	₹	₹
Donations	1,81,53,913	1,81,53,913
FIST	7,46,854	7,46,854
Grant from State - CG	20,54,730	20,54,730
Earmarked Specific Grant Funds	4,46,79,495	4,54,82,286
Gold Medals, Prizes & Other Misc. Funds	23,87,80,638	22,43,55,078
Other Miscellaneous Earmarked Funds	19,75,016	19,75,016
Total	30,63,90,646	29,27,67,878


LIST - III : GRANT FROM UGC & OTHER FUNDING AGENCY

PARTICULARS	AS AT 31st MARCH, 2021	AS AT 31st MARCH, 2020
	₹	₹
Res, Scheme, Proj, Scholarship	1,15,59,463	1,52,84,929
Grant from State Government	31,53,55,591	30,52,45,218
Total	32,69,15,054	32,05,30,147

SCH - C : ENDOWMENT FUNDS

LIST - I : GOLD MEDAL FUNDS

PARTICULARS	AS AT 31st MARCH, 2021	AS AT 31st MARCH, 2020
	₹	₹
Fellowship, Scholarship & Prizes	2,13,92,706	2,03,19,407
Publication Funds	5,81,380	5,33,612
Donation Funds	6,02,51,840	4,87,05,887
Gold Medal (Interest)	43,63,606	42,03,077
Lecture Series Funds	5,43,624	4,35,287
Total	8,71,33,156	7,41,97,270



SARDAR PATEL UNIVERSITY
V. V. NAGAR

Notes forming part of Balance Sheet

SCH - D : PROVIDENT FUND

LIST - I : SPU, Press & AERC

PARTICULARS	AS AT 31st MARCH, 2021	AS AT 31st MARCH, 2020
	₹	₹
Provident Fund - AERC	6,88,39,515	5,20,25,753
Provident Fund - Press	1,12,61,433	1,06,31,385
Provident Fund - SPU	39,93,87,872	37,11,11,402
Total	47,94,88,819	43,37,68,539

SCH - E : Gratuity Fund-AERC


LIST - I : Gratuity Fund

PARTICULARS	AS AT 31st MARCH, 2021	AS AT 31st MARCH, 2020
	₹	₹
Gratuity Fund A/c - AERC	70,34,036	56,34,036
Gratuity Fund Refund A/c	(9,85,824)	(9,59,418)
Interest on Investment -AERC	49,41,390	47,13,009
Total	1,09,89,602	93,87,627

SCH - F : CURRENT LIABILITIES & PROVISIONS

LIST - I : DEPOSITS (LIABILITY)

PARTICULARS	AS AT 31st MARCH, 2021	AS AT 31st MARCH, 2020
	₹	₹
AERC: Grant Deposit A/c	422	(19,49,578)
Earnest Money Deposit	72,69,982	46,21,268
Other Deposit	24,43,542	15,87,003
Scheme Deposit	14,80,680	15,88,036
Security Deposit	1,86,53,531	1,72,42,097
S P University CCS Pension A/c.	-	48,80,779
S P University AERC Pension A/c.	-	60,05,519
Waste Paper & Answer Book Deposit Account	(2,682)	-
New Define .Contri.Pension Scheme	4,922	4,922
Ernet India-Adv	2,16,748	2,16,748
Total	3,00,67,145	3,41,96,795



SARDAR PATEL UNIVERSITY
V. V. NAGAR

Notes forming part of Balance Sheet

LIST - II : TAXES PAYABLE

PARTICULARS	AS AT 31st MARCH,	AS AT 31st MARCH,
	2021	2020
	₹	₹
<u>Goods and Service Tax</u>		
CGST	25,430	30,383
SGST	25,430	30,383
Income Tax Deduction From Professionals-194 J	1,13,220	1,77,782
Income Tax Dep From Contractor-40072	1,89,369	68,229
Income Tax Deposit	23,42,044	31,73,321
Labour Cess	1,52,261	10,036
Education Cess/Surcharge	93,864	1,26,961
Professional Tax Deposit	1,00,270	1,00,380
Total	30,41,887	37,17,474



SARDAR PATEL UNIVERSITY
V. V. NAGAR

Notes forming part of Balance Sheet

SCH - G : IMMOVABLE PROPERTIES

PARTICULARS	AS AT 01st APRIL, 2020	Addition during the year	Sales/Adj. During the year	AS AT 31st MARCH, 2021
	₹	₹	₹	₹
DETAILS OF FIXED ASSETS (BEFORE 01.04.2004)				
Building	8,94,62,237	-	-	8,94,62,237
Equipments	9,79,75,315	-	-	9,79,75,315
Books & Journals	2,56,25,182	-	-	2,56,25,182
Furniture & Fixture	37,05,418	-	-	37,05,418
Vehicles	16,42,729	-	-	16,42,729
Press & Machinery	3,35,381	-	-	3,35,381
Total - (A)	21,87,46,263	-	-	21,87,46,263
DETAILS OF FIXED ASSETS FROM GRANT / DONATION / SCHEMES				
Land & Building	6,60,79,701	-	-	6,60,79,701
Equipments	11,30,92,810	-	-	11,30,92,810
Books & Journals (inclusive of SF)	3,35,87,777	-	-	3,35,87,777
Furniture & Fixture (inclusive of SF)	41,48,287	-	-	41,48,287
Computers	2,99,44,900	-	-	2,99,44,900
Constru.of IPCOWALA Auditorium	2,35,96,160	3,40,76,980	-	5,76,73,140
Asset from Grant/Scheme/Donation	(1,33,200)	-	-	(1,33,200)
Total - (B)	27,03,16,435	3,40,76,980	-	30,43,93,415
DETAILS OF FIXED ASSETS FROM OWN FUNDS				
Land & Building	3,24,63,924	-	-	3,24,63,924
Equipments	60,48,301	-	-	60,48,301
Books & Journals	2,29,99,969	5,56,614	5,56,614	2,29,99,969
Furniture & Fixture	25,28,028	47,388	47,388	25,28,028
Computer Systems	48,76,314	-	-	48,76,314
Vehicles	24,77,514	-	-	24,77,514
Total - (C)	7,13,94,050	6,04,002	6,04,002	7,13,94,050
Total - (A + B + C)	56,04,56,748	3,46,80,982	6,04,002	59,45,33,728

SCH - H : INVESTMENTS

PARTICULARS	AS AT 31st MARCH, 2021	AS AT 31st MARCH, 2020
	₹	₹
GOI Bonds	1,25,14,00,000	1,25,14,00,000
FIXED DEPOSITS		
Investment in Bank FDRs	1,31,96,24,335	1,09,48,25,466
Donation for Maintenance of Swimming Pool -30510	1,00,00,000	-
Kalyan Nidhi Investment A/c-40112	94,099	-
AERC		
Investment of Teacher Welfre Fund-30636-A	9,90,153	9,90,153
Investment of Gratuity Fund-AERC - 40055	43,648	43,648
Total	2,58,21,52,235	2,34,72,59,267



SARDAR PATEL UNIVERSITY
V. V. NAGAR

Notes forming part of Balance Sheet

SCH - I : CURRENT ASSET, LOANS, ADVANCES

LIST - I : DEPOSITS

PARTICULARS	AS AT	AS AT
	31st MARCH, 2021	31st MARCH, 2020
	₹	₹
GEB Deposit	13,12,086	12,01,434
Other Deposit	24,900	24,900
Telephone Deposit	9,239	9,239
Total	13,46,225	12,35,573

LIST - II : STAFF ADVANCES


PARTICULARS	AS AT	AS AT
	31st MARCH, 2021	31st MARCH, 2020
	₹	₹
Fee Advance	6,43,657	6,60,157
Advance to Adhoc	1,10,000	-
Food Grain Advance	1,65,350	12,350
Total	9,19,007	6,72,507

LIST - III : INTEREST & OTHER RECEIVABLES

PARTICULARS	AS AT	AS AT
	31st MARCH, 2021	31st MARCH, 2020
	₹	₹
Interest Receivable	2,37,66,750	2,76,69,702
TCS Receivable	4	-
TDS Receivable	2,26,07,321	4,27,78,138
Total	4,63,74,075	7,04,47,840

SCH - I : CASH & BANK BALANCES


PARTICULARS	AS AT	AS AT
	31st MARCH, 2021	31st MARCH, 2020
	₹	₹
Cash	86,867	87,466
Canara Bank (RUSA)	7,23,22,865	7,43,04,581
Corporation Bank (CA / 1 / 000063)	21,30,066	52,74,806
Corporation Bank (CCSDL / 1 / 950010)	-	3,20,549
Union Bank of India /1000/163658	22,86,50,321	4,96,05,419
State Bank of India	-	22,152
AXIS Bank-435451	48,23,830	67,16,773
Union Bank of India (Scholarship - 72288)	-	33,058
Bank of Baroda-45005 (Grant in Aid)	4,64,75,492	12,72,04,705
Bank of Baroda A/c	66,74,351	1,76,21,098
DENA Bank (A/c. 187610031116)	-	3,54,277
Bank of Baroda A/c.07550100046216(CCS)	-	48,80,779
Bank of Baroda A/c.07550100046487(AERC)	-	60,05,519
Bank of Baroda 45830 (for Online Fees)	68,39,912	7,21,443
Bank of Baroda-7550100049216(for SSIP)	15,17,362	-
Total	36,95,21,066	29,31,52,627



SARDAR PATEL UNIVERSITY
V. V. NAGAR

Notes forming part of Income & Expenditure A/c.


SCH	Particulars	2020-21 Amt.	2019-20 Amt.
K	Block Maintenance Grant From Stat Govt.-10201	58,17,61,764	52,45,63,000
L	Examination Fees Income		
	Examination Fees:	6,31,43,520	10,82,58,387
	Arts Examination-10001	94,54,919	1,85,58,171
	Science Examination-10002	2,21,55,530	4,96,17,280
	Engineering Examination-10003	12,27,945	18,79,990
	Commerce Examination-10004	89,27,240	1,51,49,710
	Business Management Exam.-10005	9,81,730	23,04,280
	Education Examination-10006	29,16,381	40,77,164
	Law Examination-10007	47,11,130	52,30,867
	Home Science Examination-10008	4,67,020	8,42,660
	Ph.D Examination-10009	9,89,500	8,94,500
	Medicine Examination-10010	96,14,799	85,24,455
	Homeopathy Examination-10011	16,74,291	11,62,740
	Pharmaceutical Sci.Exam.-10012	23,035	15,870
	Verification of Marks Fee-10013	-	700
	Others:	90,70,931	1,03,53,265
	Supply of Marks Statements-10014	1,47,595	2,70,004
	Sale of Exam Forms-10017	6,81,724	12,30,464
	Re-Assessment of Ans.Books-10016	88,750	1,52,000
	Hall Ticket Fee-10110	150	26,000
	Convocation Fees-10106	53,47,300	46,32,660
	Other Certificate Fees-10105	5,61,980	8,56,980
	Observation of Ans.Book Fees-10019	4,70,000	6,19,080
	Verification of Documents-10108	17,73,432	25,66,077
		7,22,14,451	11,86,11,652
M	Income of University Departments		
	Post Graduate Dept. Fees	1,36,42,090	1,43,51,910
	Tuition Fees-PG-10301	17,79,800	21,11,300
	PG Registration Fees-10101	31,62,120	43,75,350
	Laboratory Fees-PG-10302	10,42,300	10,32,720
	Internal Test Fees- PG-10304	7,59,480	7,56,850
	Library Fees-P G-10303	15,87,590	16,57,490
	Term Fees for Ph.D Students-10306	53,10,800	44,18,200
	University Hostels	13,77,300	44,08,800
	Women Hostels:		
	Hostel Rent-(Women Hostel)-10401	1,49,250	5,31,750
	Electricity Charges-Women Hostel-10403	2,48,750	8,86,250
	Maintenance Charges - Womens Hostel-10404	1,99,000	7,09,000
	Bsc. B.Ed Hostel:		
	Nehru Hall:		
	Hostel Rent -(Nehru Hall)-10471	1,47,750	3,01,125
	Electricity Charges - Nehru Hall-10473	2,46,250	5,01,875
	Other Fees-Nehru Hall-10476	-	2,000
	Maintenance Charges - Nehru Hall-10474	1,97,000	4,01,500



SARDAR PATEL UNIVERSITY
V. V. NAGAR

Notes forming part of Income & Expenditure A/c.


SCH	Particulars	2020-21 Amt.	2019-20 Amt.
	Old Hostel:		
	Hostel Rent - Old Hostel-10481	21,750	1,60,500
	Electricity Charges - Old Hostel-10483	36,250	2,67,500
	Maintenance Charges - Old Hostel-10484	29,000	2,14,000
	CTE Hostel:		
	Hostel Rent - CTE-10461	25,800	1,09,300
	Electricity Charges -CTE-10463	42,500	1,80,000
	Maintenance Charges-CTE Hostel-10464	34,000	1,44,000
	Bhaikaka Library:		
	Bhaikaka Library Misc. Income-10501	-	29,470
	M.B. Patel College of Education	4,81,500	4,86,375
	Tuition & Library Fees - MBPC-10801	1,50,000	1,47,500
	Internal Test Fee-MBPC-10804	81,600	82,800
	Application & Registration Fees - MBPC-10803	1,02,000	1,03,500
	I Card Fees-MBPC-10805	5,100	5,175
	Laboratory Fee-MBPC-10806	61,200	62,100
	Library Fees-MBPC-10802	81,600	85,300
	Students Health Centre:		
	University Health Center Medical Fees	75,340	1,21,850
	Estate:	10,42,176	7,94,403
	Rent From Buildings - 11101	9,61,886	6,31,218
	Water & Garden Charges ED 11102	50,857	1,30,747
	Drainage Charges -ED-11103	29,433	32,438
	University Press:		
	Printing Charges-Uni Press-10901	30,60,781	39,27,086
	Physical Education:	47,57,520	52,40,800
	Inter University Sports-10601	11,89,380	13,03,700
	Inter College Sports Income-10602	11,89,380	13,03,700
	Ground Maintenance Income-10603	11,89,380	13,03,700
	Miscellaneous Income-10604	-	26,000
	Contribution From Stud.Cul.& Youth Fest.-10626	11,89,380	13,03,700
		2,44,36,707	2,93,60,694
N	Other Income		
	Other Fees	18,41,855	17,93,796
	Enrolment Certificate Fees-10102	11,83,675	9,99,134
	Eligibility Certificate Fees-10103	1,72,910	2,95,772
	Migration Certificate Fees-10104	2,45,720	1,94,040
	Duplicate Degree Certificate Fees-10107	2,26,550	2,82,000
	Duplicate Degree Certificate Form Fee-11227	13,000	22,850



SARDAR PATEL UNIVERSITY
V. V. NAGAR

Notes forming part of Income & Expenditure A/c.


SCH	Particulars	2020-21 Amt.	2019-20 Amt.
	Other Receipts		
	Sale of Application Form-11204	80,46,800	8,80,132
	Sale of Electrol Rolls-11206	31,16,850	4,73,525
	Sale of Service Books/hand Book-11209	2,100	-
	Rent From Halls-11213	700	1,050
	Interest on Income Tax Refund	50,000	53,000
	MGVCL Interest	16,75,469	-
	P G Registration S.F.Courses	84,101	-
	Self Finance Allowance to Uni Staff-45999	14,15,000	-
	Guest House Charges-11217	15,98,903	-
	Regi.Fee for Election-11224	75,450	3,48,600
	Sale of Regd Graduate Forms-11202	21,925	200
	Sale of Syllabus-11210	4,630	1,760
	RTI (Income of Information Required)-11130	-	25
		1,672	1,972
		98,88,655	26,73,928
O	University Publication Income:		
	Sheel Shrutam-Publication Income-10703	-	175
		-	175
P	Miscellaneous Income:		
	Income From Uni. Cars-11203	16,044	67,079
	Tender Fees-11205	4,21,900	5,35,200
	Sale of Waste Paper/ Answer Books-11232	13,55,605	2,15,303
		17,93,549	8,17,582
Q	Interest on Savings Bank Account:		
	Bank Interest - Income -11220	11,18,355	19,54,728
		11,18,355	19,54,728
R	Salaries, Allowances & Benefits		
	University General Administration:		
	a) Vice Chancellor		
	Pay Band:Vice Chancellor	18,00,100	17,38,440
	Dearness Allowance - VC	15,12,000	15,12,000
	Medical Allowance - VC	2,84,500	2,22,840
		3,600	3,600
	b) Officers & Others Admin Staff		
	P Band/B Pay:Class IV Servvant	6,59,82,036	7,43,67,719
	P Band/B Pay:Uni.General Adm.	47,72,379	63,65,367
	Dearness Allowances Uni.Adm-50012	3,22,40,364	3,43,39,492
	Medical Allowance-50015	67,99,927	54,25,337
	House Rent Allowance-50013	2,55,187	2,73,890
	Other Allowance-50019	6,46,532	6,72,761
	Leave Travel Concession-50022	2,47,352	1,69,643
	Super Annuation Leave Salary-50023	3,14,211	12,05,095
	Medical Allowance to Pensioners-50025	1,68,15,884	2,17,81,237
	Pension Payment - 50026	3,600	3,600
	Financial Assistance to Expired Employee-50035	2,52,720	2,41,560
	Bonus Payment-50027	12,500	
	Transport Allowance	2,75,456	2,83,228
	Vesicotomy Allowance-50024	12,21,582	12,55,461
	Washing Allowance-50014	37,791	46,373
	Encashment of Leave Salary-50029	56,222	59,732
		20,30,329	22,44,943



SARDAR PATEL UNIVERSITY
V. V. NAGAR

Notes forming part of Income & Expenditure A/c.


SCH	Particulars	2020-21 Amt.	2019-20 Amt.
	Bhaikaka Library:	80,63,109	92,93,800
	Pay Band:Bhaikaka Library	66,53,182	80,26,853
	Pay Allowance Bhaikaka Lib-50751	12,29,591	10,71,220
	House Rent Allowance - Bhaikaka Lib-50752	1,25,848	1,22,687
	Medical Allowance - Bhaikaka Lib	54,488	73,040
	Estate:	72,88,658	69,43,462
	P Band/B Pay:Estate Section	60,38,164	59,96,816
	Dearness Allowance- Estate Dept-51202	11,00,319	7,98,762
	House Rent Allowance-Estate-51203	1,07,272	1,04,108
	Medical Allowance-Estate Dept.-51206	42,903	43,776
	Exam Reform Unit:	-	-
	P Band/B Pay:Exam Reform Unit	-	-
	Dearness Allowance - Exam Reform Unit-51402	-	-
	Medical Allowance Exam Reform Unit-51404	-	-
	G.H. Patel Computer Centre:	74,29,466	69,90,850
	Pay Band:GHPC	61,10,697	59,90,400
	Dearness Allowance-GHPC-51252	11,14,328	7,98,734
	House Rent Allowance-GHPC-51253	1,72,041	1,69,316
	Medical Allowance-GHPC-51256	32,400	32,400
	HOSTEL (ALL):		
	Women Hostel:	12,33,542	14,10,426
	Pay Band:Uni.Women's Hostel	9,99,653	11,92,000
	Pay Allowances-Womens Hostel 50651	2,10,186	1,84,114
	House Rent Allowance-Women Hostel	15,383	23,512
	Medical Allowance-Women Hostel	8,320	10,800
	B.Sc. B.Ed:	15,00,547	13,97,492
	Pay Band:Uni.Men's Hostel	12,45,200	12,08,400
	Pay & Allowance Bsc B.ED-50701	2,26,939	1,61,100
	House Rent Allowance Bsc B.Ed	14,008	13,592
	Medical Allowance - B.Sc. B.Ed	14,400	14,400
	Nehru Hall:	46,800	46,800
	Pay & Allowance (Nehru Hall)-50721	46,800	46,800
	Old Hostel:	25,800	46,800
	Pay & Allowance-Old Hostel-50731	25,800	46,800
	CTE Hostel:	46,800	46,800
	Pay & Allowance -CTE Hostel-50711	46,800	46,800
	M.B. Patel College of Education	1,91,18,583	1,77,81,832
	Pay Band:M B Patel College of Edu.	1,50,41,024	1,40,50,840
	Grade Pay:M B Patel College of Education	-	-
	Pay & Allowance-MBPC-51051	36,11,566	32,76,608
	House Rent Allowance-MBPC	4,05,209	3,94,084
	Medical Allowance-MBPCE	60,784	60,300
	Museum & Archaeology:	18,11,038	16,98,421
	P Band/B Pay:Museum & Archeology	14,94,590	14,61,995
	Grade Pay:Museum & Archeology (620)	-	-
	Pay & Allowance:Museum & Archo.51001	2,74,840	1,95,122
	House Rent Allowance - Museum & Archae	31,428	30,504
	Medical Allowance - Museum & Archae	10,800	10,800



SARDAR PATEL UNIVERSITY
V. V. NAGAR

Notes forming part of Income & Expenditure A/c.

SCH	Particulars	2020-21 Amt.	2019-20 Amt.
	Physical Education:	42,06,863	39,51,524
	P Band/B Pay:Phy.Education/recreation	35,22,600	34,19,400
	Grade Pay:Phy.Education/recreation	-	-
	Pay & Alw-B.of Sport(Phy.Edu)-50801	6,41,967	4,90,660
	House Rent Allowance - Physical Education50802	27,896	27,064
	Medical Allowance - Physical Education-50805	14,400	14,400
	SC/ST Cell:	18,85,846	18,49,040
	P Band/B Pay: SC/ST	15,85,917	16,22,000
	Dearness Allowance - SC/ST-51502	2,90,081	2,16,240
	Medical Allowance - SC/ST-51507	9,848	10,800
	Students Health Centre:	24,02,834	22,39,830
	Pay Band:Uni.Health Centre	19,71,800	19,14,400
	Pay & AllowHealth Centre-51151	3,59,206	2,55,398
	House Rent Allowance- Health Centre-51152	61,028	59,232
	Medical Allowance - Student Health Centre-51155	10,800	10,800
	University Press:	31,40,547	30,57,159
	Pay Band:Uni. Press	26,05,705	26,44,850
	Pay & Allowances -Uni -Press-51101	4,90,964	3,77,223
	House Rent Allowances -Uni Press	22,878	13,186
	Medical Allowances -Uni Press	21,000	21,900
	Bio Sciences:	3,38,32,580	3,36,72,980
	Pay Band:Bio-Sciences Deptt	2,77,84,480	2,85,94,034
	Grade Pay:Bio-Sciences Deptt	-	-
	Dearness Allowance-Bio Science	50,73,912	41,14,138
	House Rent Allowance-Bio Science	9,02,348	8,92,388
	Medical Allowance-Bio Science	71,840	72,420
	Business studies:	1,67,46,175	1,77,70,628
	Pay Band:Business Studies Deptt	1,38,31,627	1,51,20,400
	Dearness Allowance-Bus Stud	25,42,237	22,23,888
	House Rent Allowance-Busi Stud	3,42,471	3,93,940
	Medical Allowance-Busi Stud	29,840	32,400
	Chemistry:	3,70,62,329	3,56,60,553
	Pay Band:Chemistry Department	3,05,43,800	3,03,80,047
	Dearness Allowance-Chemistry	55,66,621	44,12,254
	House Rent Allowance-Chemistry	8,58,308	7,70,912
	Medical Allowance-Chemistry	93,600	97,340
	Economics:	90,84,779	93,38,421
	Pay Band:Economics Department	74,68,400	78,90,507
	Dearness Allowance-Economics	13,61,143	11,69,579
	House Rent Allowance-Economics	2,37,236	2,59,295
	Medical Allowance-Economics	18,000	19,040
	Education:	60,96,495	50,10,970
	Pay Band:Education Department	50,59,577	42,91,600
	Dearness Allowance-Education	9,15,808	6,22,822
	House Rent Allowance-Education	1,07,629	85,748
	Medical Allowance-Education	13,481	10,800
	Electronics:	92,15,366	1,27,98,069
	Pay Band:Electronics Department	74,90,800	1,08,79,484
	Grade Pay:Electronics Department	-	(11,920)
	Dearness Allowance-Electronics	14,27,426	15,65,530
	House Rent Allowance-Electronics	2,80,340	3,41,710
	Medical Allowance-Electronics	16,800	23,265



SARDAR PATEL UNIVERSITY
V. V. NAGAR

Notes forming part of Income & Expenditure A/c.


SCH	Particulars	2020-21 Amt.	2019-20 Amt.
	English:	99,09,193	93,43,468
	Pay Band:English Department	81,06,800	78,70,800
	Grade Pay:English Department	-	-
	Dearness Allowance-English	14,77,501	11,56,748
	House Rent Allowance-English	3,06,892	2,97,920
	Medical Allowance-English	18,000	18,000
	Gujarati:	89,24,136	84,29,665
	Pay Band:Gujarati Department	73,92,000	71,72,500
	Grade Pay:Gujarati Department	-	-
	Dearness Allowance-Gujarati	13,47,240	10,54,182
	House Rent Allowance-Gujarati	1,66,896	1,84,983
	Medical Allowance-Gujarati	18,000	18,000
	Hindi:	1,54,00,705	1,45,10,028
	Pay Band:Hindi Department	1,27,92,400	1,24,19,600
	Grade Pay:Hindi Department	-	-
	Dearness Allowance-Hindi	23,31,473	18,17,392
	House Rent Allowance-Hindi	2,44,432	2,40,636
	Medical Allowance-Hindi	32,400	32,400
	History:	73,93,930	69,69,966
	Pay Band:History Department	60,68,800	58,92,400
	Grade Pay:History Department	-	-
	Dearness Allowance-History	11,06,066	8,65,650
	House Rent Allowance-History	2,04,664	1,97,516
	Medical Allowance-History	14,400	14,400
	Home Science:	1,35,50,735	1,27,10,728
	Pay Band:Home Science Deptt	1,13,40,990	1,09,47,698
	Grade Pay:Home Science Deptt	-	-
	Dearness Allowance-Home Sci.	19,63,229	15,19,398
	House Rent Allowance-Home Sci	2,24,916	2,22,032
	Medical Allowance-Home Sci	21,600	21,600
	Humanities & Social Science:	28,61,937	28,38,578
	Pay Band:Humanities & Social Sci.	23,76,400	24,52,400
	Dearness Allowance-Humanities	4,34,948	3,26,946
	House Rent Allowance-Humanities	32,589	41,232
	Medical Allowance-Humanities	18,000	18,000
	Library & Information Science:	32,61,573	30,75,394
	Pay Band:Library & Inform.Sci.	26,86,800	26,08,400
	Grade Pay:Library & Inform. Sci.	-	-
	Dearness Allowance M Library Science	4,89,681	3,84,074
	House Rent Allowance-M Lib Sci	74,292	72,120
	Medical Allowance-M Lib Info Sci	10,800	10,800



SARDAR PATEL UNIVERSITY
V. V. NAGAR

Notes forming part of Income & Expenditure A/c.

SCH	Particulars	2020-21 Amt.	2019-20 Amt.
	MBA:	2,07,57,600	2,13,93,320
	Pay Band:M B A Department	1,72,84,600	1,84,02,200
	Grade Pay:M B A Department	-	-
	Dearness Allowance-MBA	31,80,722	26,94,520
	House Rent Allowance-MBA	2,49,078	2,51,000
	Medical Allowance-MBA	43,200	45,600
	MCA:	1,28,36,344	1,21,01,110
	Pay Band:Computer Sci. Deptt(MCA)	1,06,19,200	1,03,10,400
	Grade Pay:Computer Sci.Deptt(MCA)	-	-
	Dearness Allowance- MCA	19,35,404	15,14,938
	House Rent Allowance-MCA	2,67,340	2,61,372
	Medical Allowance-MCA	14,400	14,400
	Material Science:	87,02,538	85,80,587
	Pay Band:Material Sci. Department	71,23,100	72,56,160
	Grade Pay:Material Sci. Department	-	-
	Dearness Allowance-Material Sci	12,99,772	10,40,207
	House Rent Allowance-Mate Sci	2,55,066	2,56,780
	Medical Allowance-Mate Sci	24,600	27,440
	Mathematics:	1,34,70,622	1,27,78,807
	Pay Band:Mathematics Deptt	1,11,02,400	1,08,13,926
	Grade Pay:Mathematcs Deptt	-	-
	Dearness Allowance-Mathematics	20,23,338	16,29,553
	House Rent Allowance-Maths	3,23,284	3,13,428
	Medical Allowance-Maths	21,600	21,900
	PGDCA:	45,01,857	42,46,542
	Pay Band:PGDCA	36,85,200	35,78,400
	Grade Pay:PGDCA	-	-
	Dearness Allowance - PGDCA	6,71,649	5,26,958
	House Rent Allowance - PGDCA	1,41,408	1,37,584
	Medical Allowance - PGDCA	3,600	3,600
	Physics:	3,07,49,126	2,91,79,075
	Pay Band:Physics Department	2,53,62,000	2,48,54,379
	Grade Pay:Physics Department	-	-
	Dearness Allowance-Physics	46,22,235	35,68,712
	House Rent Allowance-Physics	6,96,491	6,86,544
	Medical Allowance-Physics	68,400	69,440
	Political Science:	58,55,389	51,54,788
	Pay Band:Political Sci. Deptt	49,41,200	45,00,000
	Grade Pay:Political Sci. Deptt	-	-
	Dearness Allowance-Political Sci	9,00,559	6,47,588
	House Rent Allowance -Poli Sci	6,430	-
	Medical Allowance-Political Sci	7,200	7,200
	Psychology:	99,07,215	93,46,316
	Pay Band:Psychology Department	81,04,400	78,68,000
	Grade Pay:Psychology Department	-	-
	Dearness Allowance-Psychology	14,77,063	11,59,564
	House Rent Allowance-Psychology	3,11,352	3,04,352
	Medical Allowance-Psychology	14,400	14,400



SARDAR PATEL UNIVERSITY
V. V. NAGAR

Notes forming part of Income & Expenditure A/c.

SCH	Particulars	2020-21 Amt.	2019-20 Amt.
	Sanskrit:	40,68,750	52,82,386
	Pay Band:Sanskrit Department	33,21,600	44,66,934
	Grade Pay:Sanskrit Department	-	-
	Dearness Allowance-Sanskrit	6,17,022	6,84,152
	House Rent Allowance-Sanskrit	1,26,528	1,23,060
	Medical Allowance-Sanskrit	3,600	8,240
	Sociology:	54,54,094	51,40,690
	Pay Band:Sociology Department	45,45,600	44,13,600
	Grade Pay:Sociology	-	-
	Dearness Allowance-Sociology	8,28,462	6,49,078
	House Rent Allowance-Sociology	69,232	67,212
	Medical Allowance-Sociology	10,800	10,800
	CISST:	18,62,030	17,56,368
	Pay Band:CISST	15,20,000	14,76,000
	Grade Pay:CISST	-	-
	Dearness Allowance:CISST-50523	2,77,030	2,17,056
	House Rent Allowance:CISST-50524	57,800	56,112
	Medical Allowance:CISST-50526	7,200	7,200
	Pharmaceutical Science:	39,08,903	36,83,470
	Pay Band:M.Pharm	31,98,800	31,05,600
	Grade Pay:M.Pharm	-	-
	Dearness Allowance M.Pharm-51672	5,82,991	4,54,158
	House Rent Allowance, M.Pharm-51673	1,16,312	1,12,912
	Medical Allowance: M.Pharm 51676	10,800	10,800
	Statistics:	93,93,184	1,07,36,856
	Pay Band:Statistics Department	76,95,600	91,44,300
	Grade Pay:Statistics Deptment	-	-
	Dearness Allowance-Statistics	14,35,287	12,94,686
	House Rent Allowance-Statistics	2,47,897	2,81,070
	Medical Allowance-Statistics	14,400	16,800
	University Scientific Instrumentation Centre:	34,59,196	32,23,174
	Pay Band:USIC	28,41,200	27,57,600
	Dearness Allowance-USIC -51302	5,17,684	3,67,778
	House Rent Allowance-USIC	85,912	83,396
	Medical Allowance-USIC	14,400	14,400
	Upgradation of CISTC Level:	33,38,386	31,04,855
	Pay Band:USIC Level II to III	27,46,070	26,31,400
	Grade Pay:USIC Level II to III	-	-
	Dearness Allowance - USIC Level II & III-51552	5,01,328	3,82,619
	House Rent Allowance - USIC Level II & III	87,388	84,836
	Medical Allowance- USIC Level II & III	3,600	6,000
		43,75,87,736	44,06,98,187



SARDAR PATEL UNIVERSITY
V. V. NAGAR

Notes forming part of Income & Expenditure A/c.


SCH	GL No.	Particulars	2020-21 Amt.	2019-20 Amt.
S		Examination Expenses:		
	50051	Paper Setter & Examinr - Arts	39,66,427	55,06,126
	50052	Paper Setter & Examinr - Science	57,31,363	1,06,63,699
	50054	Paper Setter & Examinr - Commerce	22,84,643	38,35,554
	50053	Paper Setter & Examinr - Engineering	40,385	-
	50055	Paper Setter & Examinr-Education	10,38,191	7,64,404
	50056	Paper Setter & Examinr-Law	7,70,834	4,82,308
	50057	Paper Setter & Examinr - Home Science	2,60,176	3,26,218
	50058	Paper Setter & Examinr-Ph.D	6,14,282	9,15,980
	50059	Paper Setter & Examinr-Medical	12,78,460	19,73,966
	50060	Paper Setter & Examinr.-Homeopathic	11,71,930	5,68,978
	50061	Paper Setter & Examinr-Pharm.Sci	5,567	7,998
	50071	Paper Setter & Examinr - Busi. Mgmt	7,87,235	14,66,936
	50062	Travelling Allowance to Examiners	17,28,384	52,90,750
	50063	Supervision Charges to Examiners	89,17,489	1,17,82,439
	50064	Stationery & Cont.-Examination	79,13,815	73,36,752
	50065	Asst. to Practical Examination	20,19,096	70,09,164
	50066	Printings - Examination-Spu	1,99,583	21,44,489
	50067	Chemicals & Breakages - Exam	2,37,764	10,33,317
	50068	Examination Allowance	20,98,806	31,28,468
	50069	Miscellaneous - Examination	9,95,696	25,12,805
	50070	Proof Reading Chg.-Examination	26,890	55,320
	50072	Surplus Balance Transfer to EDF A/c-Examination	2,25,68,749	4,38,14,973
	50073	Central Assesment -Examination	31,60,349	25,79,515
	50962	Convocation Expenses	12,41,773	18,04,642
	50074	Hiring Service Charges-Exam Section	30,29,804	33,35,600
	50076	Observation of Ans. Book Remu	54,100	1,55,170
	50077	Re-Assesment of Ans Book(Remu)	72,660	1,16,080
			7,22,14,451	11,86,11,652
T		Expenses of University Departments		
		Bio Sciences:	52,78,103	92,10,776
	50260	Electricity & Water Chg-Bio Science	19,22,073	27,51,139
	50261	Botanical Garden & Animal House-Bio Science	9,67,557	9,14,750
	50257	Working Expenses-Bio Science	95,038	84,653
	50258	Laboratory Expense Bio Science	22,93,435	54,60,234
		Business Studies:	45,920	64,369
	50337	Working Expenses-Business Stud	24,768	42,792
	50338	Computer Laboratory & Cont.Busi.Stud	21,152	21,577
		Chemistry:	97,20,644	1,10,42,809
	50240	Electricity & Water Chg.-Chemistry	7,17,748	8,89,169
	50237	Working Expenses-Chemistry	4,25,063	4,24,918
	50238	Laboratry Exp.(Chemistry)	85,32,475	96,02,998
	50241	Books & Journal-Chemistry	35,358	48,466
	50244	Chemical & Glassware-Chemistry	-	67,258
	50245	Contingency Chemical & Glasswares- Chemistry	10,000	10,000
		Economics:	32,586	66,700
	50328	Computer Consumables-Economics	5,550	31,847
	50327	Contingencies /working Expenses-Eco	27,036	34,853
		Education:	39,362	33,111
	50428	Working Exp Education	18,930	24,311
	50429	Computer Laboratory Exp.-Education	20,432	8,800

A

SARDAR PATEL UNIVERSITY
V. V. NAGAR

Notes forming part of Income & Expenditure A/c.

SCH	Particulars	2020-21 Amt.	2019-20 Amt.
	Electronics:	8,45,756	2,67,891
	Working Exp., Project & Field Work-Electronic-50510	2,45,677	74,461
	Repair & Maint. of Compu/equip-Electronics-50505	45,498	-
	Software & Computer Contig.-Elect-50508	1,94,734	-
	Academic Activities Electronics-50509	24,462	-
	Electricity & Water Charges -Electronics-50511	67,283	1,00,805
	Laboratory Expense-Electronics-50506	2,68,102	92,625
	Home Science:	43,98,641	30,67,999
	Kitchenware & Glassware-Home Sci-50279	81,286	1,33,981
	Electricity Charges -Animal House-50281	2,47,156	2,62,747
	Working Expenses-Home Sci-50277	1,15,122	99,954
	Laboratory Expense-Home Sci.-50282	39,55,077	25,71,317
	Humanities & Social Work:	43,084	47,387
	Maint for Com Acces & Consu-50437	18,825	14,812
	Stationery, Printing & Contingencies-Hummi-50438	24,259	32,575
	Library & Information Sciences:	2,250	9,501
	Honorarium & TA to Visiting Lecture-MLIS-50458	2,000	-
	Stationery & Contingency M Lib-50459	250	9,501
	MBA:	64,731	1,78,981
	Computer Software-MBA-51460	-	2,226
	Contingencies-MBA-51459	17,184	-
	Electricity Charges-MBA	47,547	1,76,755
	MCA:	14,78,111	9,47,242
	Working Expenses-MCA-50466	93,048	1,03,744
	Insurance for Compu.Equip.-MCA-50471	-	-
	Electricity & Water Chg.-MCA-50469	5,62,755	7,33,732
	Computer Lab Exp -MCA-50470	8,17,308	1,09,766
	Material Science:	18,86,694	21,01,026
	Electricity & Water Chg- (Mate Sci)	1,66,915	2,10,794
	Working Expenses-Mat Sci-50484	1,21,476	99,259
	Laboratory Expense Mate-Sci-50487	15,98,303	17,90,973
	PGDCA:	51,157	1,70,896
	Library-PGDCA-51358	35,064	1,22,560
	Working Expenses-Post B Sc D C A E Com Sci-51360	16,093	48,336
	Physics:	52,96,776	59,09,678
	Electricity & Water Chg.-Physics-50220	3,59,741	4,19,190
	Working Expense -Physics-50217	1,77,719	4,95,838
	Lab Expenses (Physics)-50218	47,59,316	49,94,650
	Psychology:	45,156	18,104
	Laboratory Charges-Psychology	45,156	18,104
	Mathematics:	2,27,024	3,94,683
	Electricity & Water Charges-Maths-50299	1,09,488	2,71,052
	Working Expenses-Maths-50297	50,138	56,300
	Computer Lab Expenses/ Software -Maths-50298	67,398	67,331
	Statistics Dept.:	2,79,945	2,68,336
	Computer Laboratory Exp-Statistics-50319	1,98,900	58,253
	Computer Stationery Chg.Statistics-50318	44,207	1,42,656
	Working Expenses-Statistics-50317	36,838	67,427



**SARDAR PATEL UNIVERSITY
V. V. NAGAR**

Notes forming part of Income & Expenditure A/c.

SCH	Particulars	2020-21 Amt.	2019-20 Amt.
	University Science Instrumentation Centre:	30,91,337	33,66,403
	Consumable Articles-USIC-51308	75,474	1,95,519
	Electricity & Water Charges -USIC-51309	2,20,228	2,82,539
	Repair & Maint of Equipment- USIC-51307	1,96,148	1,99,879
	Electricity & Water Chg.-USIC-51211	10,21,030	11,50,361
	Repair & Mati.of Bldg Electrical-USIC-51310	14,87,546	13,96,014
	Repair & Spare of Electrical Motors & Pumps-51212	90,911	1,42,091
	Upgradation of USIC Level:	83,783	60,751
	Consumable & Conting.-UOUL II & III-51558	83,783	60,751
	Pharmaceutical Science:	16,27,599	11,14,195
	Working/conti.Expenses(M.Pharm)-51677	4,81,445	3,88,320
	P G Students ScholarshipM.Pharm-51675	54,000	-
	Computer FacilityM.Pharm-51679	84,439	-
	Laboratory Expenses(M.Pharm)-51678	10,07,715	7,25,875
	ICISST:	5,13,339	30,38,266
	Working/Conti. Expenses(CISST)-50527	37,056	1,78,568
	Laboratory Expenses(CISST)-50528	4,76,283	28,59,698
	NSS Programme (Exp):	-	-
	NSS Administration - Physical Edu-50851	-	-
	Funds to Units-(Regular Activity)-50852	-	-
	Special Camp Programme (NSS)-50853	-	-
	Bhaikaka Library:	61,21,836	62,04,687
	Library Books Periodicals-Bhai. Lib.-Exps.-50756	59,96,790	59,83,669
	Stationery & Printing-Bhaikaka Lib -50757	28,150	15,550
	Bindings-Bhaikaka Lib-50758	42,600	-
	Contingencies & Telephone -Bhaikaka Lib -50760	10,135	15,783
	Electricity & Water Chg.-Bhaikaka Lib-50761	3,886	1,43,445
	Maint.Acce,Stationery & Printing-BLSH-50762	40,275	46,240
	G.H. Patel Computer Centre:	14,88,131	18,24,663
	Maint,Accer,Stationery&Conti-GHPC-51258	9,53,153	10,93,344
	Electrcity & Water Charges GHPC-51259	4,80,367	4,40,504
	Maint .for Comp.Air Cond.Machine-51261	29,051	2,70,930
	Working Expenses-GHPC-51257	25,560	19,885
	M.B. Patel College of Education:	1,16,309	1,70,011
	Laboratory Charges-MBPCE-51057	13,690	1,150
	Contingencies & Postage-MBPCE-51058	14,957	14,933
	Travelling Allowance-MBPCE-51059	-	33,394
	Electricity & Water Chg.-MBPCE-51065	72,551	92,412
	Audio Visual Aids-Exhibition-51061	7,562	4,697
	Teaching Aids-MBPCE-51062	3,220	8,450
	Printing & Stationery-MBPCE-51063	4,329	14,975
	Museum & Archaeology:	22,692	55,267
	Museum & Galleries-51007	920	28,540
	Photo,Art Work Etc.-Museum & Archi-51008	-	2,870
	Travelling Allowance & Cont.- Museum & Archi-51009	2,565	3,494
	Electricity & Water Charge-Museum & Arch-51011	19,207	20,363



SARDAR PATEL UNIVERSITY
V. V. NAGAR

Notes forming part of Income & Expenditure A/c.


SCH	Particulars	2020-21 Amt.	2019-20 Amt.
	Physical Education:	8,55,133	37,25,021
	Inter College Sports-50807	22,917	6,56,412
	Inter University Sports Exp.-PER-50808	2,43,433	13,01,075
	Sports Materials-50809	1,050	5,03,750
	Coaching Camp Board OF Sports(Physical Edu)-50810	49,300	3,86,500
	Physical Edu.& Other Activities-50811	9,727	56,064
	Ground Maintenance & Acce-50813	3,58,782	3,57,452
	Transport Chg.& Misc-50815	2,812	8,939
	Inter University Culture Festival-50816	1,67,112	4,54,829
	Students Health Centre:	25,38,825	33,43,470
	Honorarium to Consultants-Student Helth Cen-51156	12,000	2,11,500
	Medicines-Student Health Cen-51159	15,42,390	21,16,403
	Medical Instruments-Student Helth Centre	26,319	5,185
	Miscellaneous Exp.-Student Helth Centre-51158	23,102	47,895
	Printing & Stationery -Student Health Centre-51160	2,550	12,000
	Electricity & Water Charge(Stu Helth)-51161	55,143	51,594
	Medical Re-Imbursement.- Health Centre-51162	5,67,826	4,77,037
	Laboratoty/chemicals-51165	3,09,495	4,21,856
	University Press:	15,85,660	19,46,095
	Family Pension Contribution-Uni Press-51106	3,65,843	3,54,884
	Over Time&Other Allow.-UP	-	29,775
	Binding Materials-UP-51108	61,757	94,010
	Contingencies-Uni Press-51110	14,343	33,596
	Electricity & Water Chg.-UP-51111	1,45,676	1,70,902
	Insurance for Staff UP	6,099	11,002
	Press M/C.-Spare Parts-Uni Press-51114	43,884	12,288
	Papers & Printing Materials-Uni Press-51116	8,81,733	11,49,187
	Spare Parts for Comp.&Plate Making M/C--UP-51117	6,850	9,812
	Computer Stationery&Consu. Item.-Uni Press-51118	-	28,615
	Plates & Chemicals-Uni Press-51119	59,475	52,024
	Estate:	72,19,696	56,29,398
	Repairs & Maint. of Building-ED-51208	39,14,829	26,95,194
	Maintenance of Gardens, Roads & Drainage-ED-51209	5,44,225	4,03,566
	Misc. Contingencies-ED-51214	1,35,559	57,413
	Panchayat Chg.& Contribution-ED-51215	26,25,083	24,73,225
	University Hostels:	18,65,377	24,66,890
	Women Hostel:	12,20,725	15,23,118
	Electricity & Water Chg.-WH-50656	3,15,743	6,99,667
	Contingencies & News Paper-WH	7,944	6,400
	Repair & Maintenance-Women Hostel-50658	8,97,038	8,17,051
	Bsc. B.Ed. Hostel:	2,289	7,349
	Repair & Maintance-B.Sc.B.Ed.-50708	-	-
	Electricity & Water Charges-B.Sc.B.Ed-50706	2,289	7,349
	Nehru Hall:	2,86,101	4,65,497
	Electricity & Water Chg.- Nehru Hall-50726	55,015	2,11,506
	Contingencies & News Paper-Nehru Hall	4,293	3,729
	Repair & Maintanance-Nehru Hall-50728	2,26,793	2,50,262
	Old Hostel:	2,98,845	3,11,661
	Electricity & Water Chg.-Old Hostel-50736	1,15,866	2,52,441
	Repair & Maintenance- Old Hostel-50738	1,82,979	59,220



SARDAR PATEL UNIVERSITY
V. V. NAGAR


Notes forming part of Income & Expenditure A/c.

SCH	Particulars	2020-21 Amt.	2019-20 Amt.
	CTE Hostel:	57,417	1,59,265
	Electricity & Water Chg.-CTE-50716	54,719	1,24,139
	Contingencies & News Paper-CTE	2,698	3,826
	Repair & Maintance-CTE	-	31,300
		5,68,60,657	6,67,44,606
U	Office & Other Administrative Expenses		
	Travelling Exp.:	5,17,691	6,39,727
	T A Meeting of Authorities & Commitees-50101	4,16,060	4,84,642
	T A Vice Chancellor	-	-
	T A :Office Staff-50103	1,01,631	1,55,085
	University Publication:	91,027	1,10,013
	Artha-Vikas Exp.-SPU	9,182	29,573
	Shilsrutam-50903	45,000	18,440
	Pragna Exp.-SPU-50904	36,845	62,000
	Printing, Stationary & Postage:	14,62,475	18,64,922
	Printing & Other Printing Exp-50153	1,93,923	3,47,981
	Stationery & Cont. (P&S)-SPU-50154	8,35,234	9,51,523
	Postage & Telegram-Exp-50155	4,33,318	5,65,418
	Miscellaneous Expenses:	2,07,74,517	1,97,54,257
	Cultural Activities & Hospitality-51700		55,840
	Educational Tour-50620	2,410	35,335
	Security Service Charges-SPU-51650	91,27,712	85,32,670
	Automation of Uni.Adm.-SPU-51651	9,440	-
	Networking for Uni.Adm.Bldg-51652	38,28,937	20,28,561
	Women Cell-51656	33,905	71,072
	Rent, Taxes & Legal Charges-50910	12,41,786	16,26,606
	Membrsp Fees, Ass of Ind Uni Com Wth Asso Etc-50951	59,000	1,00,000
	Repair & Maint of Furniture & Office Equip.-Misc	2,67,596	16,794
	V C's Samptuary Allowance-50955	22,802	49,515
	Maintenance of University Cars-50956	9,34,876	8,94,580
	Electricity & Water Charges(Mischellanious)-50957	23,45,898	29,08,026
	Advertisements-50958	7,58,643	16,15,641
	Uniforms-50959	75,680	99,950
	Contingencies-50960	4,01,535	3,31,265
	Bank Charges & Interest - 50961	2,18,899	33,205
	Telephone Expenses-50964	4,68,719	4,73,417
	Guest House Expenses-50963	94,333	1,15,532
	Election Expenses-50969	1,660	-
	Audit Fees-50965	7,75,850	6,49,590
	Insurance Premium-50967	1,04,836	1,16,658
		2,28,45,710	2,23,68,919



SARDAR PATEL UNIVERSITY - V. V. INAGAR
 SELF FINANCE DEPARTMENT WISE BREAK UP OF REVENUE, EXPENDITURE AND APPROPRIATIONS

Particulars	Year	Tuition Fees	Gymkhana Fees	Library Fees	Computer Lab Fees	TOTAL	Hono./TA/DA to Guest Faculty	Secretarial Assis & Remun.	Working Conti & Lab. Expense	Other Academic Acti.	Furniture/Equipmnet/Lab.	Books & Periodicals	CDF	DDF	TOTAL	Surplus / (Deficit)
MBA NRI	2020-2021	21,57,864	-	-	-	21,57,864	3,26,566	1,51,050	1,32,702	32,747	80,456	1,47,621	6,47,359	6,39,363	21,57,864	(0)
MBA NRI	2019-2020	81,22,622	-	41,000	-	81,63,622	5,54,313	13,840	63,394	78,605	33,490	2,03,479	59,317	71,57,184	81,63,622	-
MBA S/F	2020-2021	33,16,950	16,200	43,500	-	33,76,650	9,520	2,32,187	99,908	-	-	1,17,905	9,95,085	19,22,045	33,76,650	-
MBA S/F	2019-2020	30,22,150	15,360	-	-	30,37,510	-	2,11,551	39,881	33,746	-	-	9,06,645	18,45,687	30,37,510	-
MA Eng	2020-2021	2,20,000	4,070	17,600	-	2,41,670	-	15,400	-	-	-	-	66,000	1,60,270	2,41,670	-
MA Eng	2019-2020	1,80,000	5,400	14,400	-	1,99,800	-	12,600	-	-	-	-	54,000	1,33,200	1,99,800	-
MSC Chem	2020-2021	1,20,50,252	46,400	1,95,600	-	1,23,32,252	12,81,124	8,46,318	7,09,028	-	-	-	36,27,076	58,68,706	1,23,32,252	-
MSC Chem	2019-2020	1,17,87,500	19,120	1,91,200	-	1,19,97,820	18,15,523	8,25,125	13,44,297	-	-	-	35,36,250	44,76,625	1,19,97,820	-
MSC Microbio	2020-2021	21,77,400	5,740	24,400	-	22,07,540	1,77,126	1,52,418	-	-	-	-	6,30,300	8,51,755	21,28,390	-
MSC Microbio	2019-2020	21,01,000	5,390	22,000	-	21,28,390	4,11,456	1,47,070	87,809	-	-	-	5,61,540	10,42,268	18,96,990	-
MSC Biotech	2020-2021	18,71,800	4,790	20,400	-	18,96,990	1,58,356	1,31,026	69,416	-	-	-	7,10,520	10,92,248	23,98,100	-
MSC Biotech	2019-2020	23,68,400	5,700	24,000	-	23,98,100	3,60,128	1,65,788	57,875	79,978	-	-	3,78,000	(45,09,952)	13,24,000	-
MSW	2020-2021	9,27,500	5,590	24,000	15,000	9,72,090	64,925	88,200	87,500	49,815	-	-	2,78,250	(17,08,189)	9,72,090	-
MSW	2019-2020	12,60,000	12,000	32,000	20,000	13,24,000	52,29,879	88,200	57,875	79,978	-	-	3,78,000	(45,09,952)	13,24,000	-
MSC Sci. FBT	2020-2021	12,50,000	4,640	20,000	20,000	12,74,640	85,000	87,500	-	-	-	-	3,75,000	7,27,140	12,74,640	-
MSC Sci. FBT	2019-2020	7,25,000	2,810	11,600	-	7,39,410	75,000	50,750	-	-	-	-	2,17,500	3,96,160	7,39,410	-
MSC Mate Sci	2020-2021	2,53,000	2,040	7,200	-	2,62,240	-	17,850	-	-	-	-	76,500	1,69,890	2,62,240	-
MSC Mate Sci	2019-2020	4,20,000	4,200	11,200	-	4,35,400	78,750	29,400	-	-	-	-	1,26,000	2,01,250	4,35,400	-
MCA	2020-2021	55,60,208	11,010	1,11,200	-	56,82,418	22,84,668	3,89,215	83,172	-	8,400	-	16,68,062	12,48,901	56,82,418	-
MCA	2019-2020	49,20,000	10,270	1,01,600	-	50,31,870	50,40,508	3,44,400	-	-	-	-	14,76,000	(18,74,594)	50,31,870	-
MSC Physics	2020-2021	29,72,952	18,170	77,200	-	30,68,322	4,86,460	2,08,107	1,77,392	-	-	-	8,91,886	13,04,477	30,68,322	-
MSC Physics	2019-2020	27,30,302	16,870	70,800	-	28,17,972	6,33,865	1,91,121	2,91,298	-	-	-	8,19,091	8,82,597	28,17,972	-
MSC Maths	2020-2021	32,79,390	30,370	1,28,600	-	34,38,360	7,66,398	7,420	-	-	-	-	9,83,817	14,51,368	34,38,360	-
MSC Maths	2019-2020	29,78,500	44,400	1,18,400	-	31,41,300	7,11,634	2,08,495	18,980	1,24,196	-	-	8,93,550	11,84,445	31,41,300	-
M.Com	2020-2021	22,85,000	42,920	1,82,800	-	25,10,720	5,68,845	1,59,950	94,783	19,800	-	-	6,85,500	9,87,842	25,10,720	-
M.Com	2019-2020	22,30,000	66,900	1,78,400	-	24,75,300	4,94,496	1,56,100	91,184	-	-	-	6,69,000	10,64,520	24,75,300	-
MSC Biochem	2020-2021	3,82,000	950	4,000	-	3,86,950	-	26,740	-	-	-	-	1,14,600	2,45,610	3,86,950	-
MSC Biochem	2019-2020	4,58,400	1,140	4,800	-	4,64,340	-	32,088	-	-	-	-	1,37,520	2,94,732	4,64,340	-
MSC IBT	2020-2021	20,000	380	1,600	-	21,980	-	1,400	-	-	-	-	6,000	14,580	21,980	-
MSC IBT	2019-2020	80,000	1,520	6,400	-	87,920	-	5,600	-	-	-	-	24,000	58,320	87,920	-
Lib Sci.	2020-2021	10,800	300	800	-	11,900	-	756	-	-	-	-	3,240	7,904	11,900	-
MA Eco.	2020-2021	-	-	-	-	-	-	-	-	-	-	-	-	-	-	-
MA Eco.	2019-2020	-	-	-	-	-	-	-	-	-	-	-	-	-	-	-
MA Sociology	2020-2021	1,60,000	3,080	13,200	-	1,76,280	-	11,200	-	-	-	-	48,000	1,17,080	1,76,280	-
MA Sociology	2019-2020	2,20,000	3,740	17,600	-	2,41,340	-	15,400	-	-	-	-	66,000	1,59,940	2,41,340	-
Certificate Course SPSS/ES	2020-2021	1,45,000	-	-	-	1,45,000	-	10,150	-	-	-	-	43,500	91,350	1,45,000	-
Certificate Course SPSS/ES	2019-2020	85,000	-	-	-	85,000	-	5,950	-	-	-	-	39,000	53,550	85,000	-
MA Psycho	2020-2021	1,30,000	2,470	10,400	-	1,42,870	-	9,100	-	-	-	-	39,000	94,770	1,42,870	-
MA Psycho	2019-2020	1,95,000	5,850	15,600	-	2,16,450	-	13,650	-	-	-	-	58,500	1,44,300	2,16,450	-
MA Gujarati	2020-2021	82,800	2,240	9,200	-	94,240	57,200	5,796	-	-	-	-	24,840	49,624	94,240	-
MA Gujarati	2019-2020	7,20,000	3,420	14,400	-	7,37,820	2,57,500	50,400	13,980	-	-	-	2,16,000	1,72,414	7,37,820	-
MQPM	2020-2021	6,40,000	3,040	12,800	-	6,55,840	2,58,500	44,800	7,020	-	-	41,506	1,92,000	1,53,520	6,55,840	-
MQPM	2019-2020	3,60,000	3,600	9,600	-	3,73,200	-	25,200	-	-	-	-	1,08,000	2,40,000	3,73,200	-
MCA Bioinfo	2020-2021	5,70,000	5,700	15,200	-	5,90,900	-	39,900	-	-	-	-	1,71,000	3,73,400	5,90,900	-
MCA Bioinfo	2019-2020	26,07,500	14,860	62,800	39,250	27,24,410	15,94,534	1,82,525	35,636	6,600	-	-	1,19,800	2,82,250	27,24,410	-
MHRM	2020-2021	31,67,500	27,450	73,200	45,750	35,13,900	14,06,124	2,21,725	58,588	72,602	-	-	9,50,250	6,04,611	33,13,900	-
MHRM	2019-2020	28,700	10	5,600	-	34,310	86,566	2,009	-	-	-	-	8,610	(62,875)	34,310	-
PG DIP HRD	2020-2021	65,600	4,800	12,800	-	83,200	82,008	4,592	-	-	-	-	19,680	(23,080)	83,200	-
PG DIP HRD	2019-2020	-	-	-	-	-	-	-	-	-	-	-	-	-	-	-



SARDAR PATEL UNIVERSITY - V. V. NAGAR
 SELF FINANCE DEPARTMENT WISE BREAK UP OF REVENUE, EXPENDITURE AND APPROPRIATIONS

Particulars	Year	Tuition Fees	Ghyrnkhana Fees	Library Fees	Computer Lab Fees	TOTAL	Hono/TA,DA to Guest Faculty	Secretarial Assis & Remun.	Working Conti & Lab. Expense	Other Academic Acti.	Furniture/Equipmnet/Labo.	Books & Periodicals	CDF	DDF	TOTAL	Surplus / (Deficit)	
MSC Ho. Sci. Food & Nut.	2020-2021	15,00,000	5,480	24,000	-	15,29,480	1,05,000	1,05,000	-	-	-	-	4,50,000	8,69,480	15,29,480	-	
MSC Ho. Sci. Food & Nut.	2019-2020	10,50,000	3,990	16,800	-	10,70,790	93,000	73,500	-	-	-	-	3,15,000	5,89,290	10,70,790	-	
M.Phil Social work	2020-2021	-	-	-	-	-	-	-	-	-	-	-	-	-	-	-	-
M.Phil Social work	2019-2020	1,03,200	900	4,500	1,500	1,10,100	-	7,224	5,005	-	-	-	30,960	66,911	1,10,100	-	
PG Dip DBM	2020-2021	49,200	3,600	9,600	-	62,400	22,500	3,444	-	-	-	-	14,760	21,696	62,400	-	
PG Dip DBM	2019-2020	57,400	4,200	11,200	-	72,800	-	4,018	-	-	-	-	17,220	51,562	72,800	-	
M.Pharma Sci	2020-2021	9,90,050	2,100	8,400	-	10,00,550	-	69,304	-	-	-	-	2,97,015	6,34,231	10,00,550	-	
M.Pharma Sci	2019-2020	5,20,000	1,200	4,800	-	5,26,000	-	36,400	-	-	-	-	1,56,000	3,33,600	5,26,000	-	
MSC Zoology/Botany	2020-2021	11,83,200	4,490	19,600	-	12,07,290	1,85,000	82,824	-	-	-	-	3,54,960	5,84,506	12,07,290	-	
MSC Zoology/Botany	2019-2020	10,20,800	4,370	18,400	-	10,43,570	3,72,580	71,456	-	-	-	-	3,06,240	2,93,294	10,43,570	-	
MSC IT	2020-2021	7,40,000	1,520	15,200	-	7,56,720	7,69,680	51,800	-	-	-	-	2,22,000	(2,86,760)	7,56,720	-	
MSC IT	2019-2020	4,40,000	770	8,800	-	4,49,570	15,41,549	30,800	-	-	-	-	1,32,000	(12,54,779)	4,49,570	-	
MSC Applied BM/DS/ES/II	2020-2021	6,45,000	6,450	17,200	-	6,68,650	-	45,150	-	-	-	-	1,93,500	4,30,000	6,68,650	-	
MSC Applied BM/DS/ES/II	2019-2020	5,40,000	5,100	13,600	-	5,58,700	-	37,800	-	-	-	-	1,62,000	3,58,900	5,58,700	-	
Bed Sp. Edu.	2020-2021	5,51,000	-	23,200	-	5,74,200	4,38,798	38,570	-	-	-	-	1,65,300	(68,468)	5,74,200	-	
Bed Sp. Edu.	2019-2020	9,97,500	-	42,000	-	10,39,500	4,16,083	69,825	-	-	-	-	2,99,250	2,54,342	10,39,500	-	
M.Phil Gujarati	2020-2021	-	-	-	-	-	-	-	-	-	-	-	-	-	-	-	-
M.Phil Gujarati	2019-2020	5,000	150	750	-	5,900	-	350	-	-	-	-	1,500	4,050	5,900	-	
M.Phil Lib & Info Sci	2020-2021	-	-	-	-	-	-	-	-	-	-	-	-	-	-	-	-
M.Phil Lib & Info Sci	2019-2020	26,000	300	1,500	-	27,800	-	1,820	-	-	-	-	7,800	18,180	27,800	-	
MSC Ho. Sci Gen.	2020-2021	-	-	-	-	-	-	-	-	-	-	-	-	-	-	-	-
MSC Ho. Sci Gen.	2019-2020	-	-	-	-	-	-	-	-	-	-	-	-	-	-	-	-
MSC Applied Statistics	2020-2021	24,00,000	10,420	49,200	-	24,59,620	8,08,064	1,68,000	1,000	-	-	-	7,20,000	7,62,556	24,59,620	-	
MSC Applied Statistics	2019-2020	34,20,000	16,340	68,800	-	35,05,140	-	2,39,400	-	-	-	-	10,26,000	22,39,740	35,05,140	-	
LAW Dept.	2020-2021	11,39,000	25,360	1,08,400	-	12,72,760	7,00,144	79,730	5,890	4,500	-	-	3,41,700	1,40,796	12,72,760	-	
LAW Dept.	2019-2020	11,68,750	21,140	1,10,800	-	13,00,690	7,12,789	81,813	10,256	24,848	-	-	3,50,625	1,20,359	13,00,690	-	
M.Phil Physics	2020-2021	-	-	-	-	-	-	-	-	-	-	-	-	-	-	-	-
M.Phil Physics	2019-2020	-	-	-	-	-	-	-	-	-	-	-	-	-	-	-	-
MSC Applied Physics I(CS)	2020-2021	19,97,000	18,000	48,000	-	20,63,000	-	1,39,790	-	-	-	-	5,99,100	13,24,110	20,63,000	-	
MSC Applied Physics I(CS)	2019-2020	12,60,800	11,700	31,200	-	13,03,700	-	88,256	-	-	-	-	3,78,240	8,37,204	13,03,700	-	
PGDFDCA	2020-2021	-	-	-	-	-	90,279	-	-	-	-	-	-	(90,279)	-	-	
PGDFDCA	2019-2020	-	-	-	-	-	-	-	-	-	-	-	-	-	-	-	
P.G Registration	2020-2021	-	-	-	-	-	-	-	-	-	-	-	-	-	-	-	-
P.G Registration	2019-2020	-	-	-	-	-	-	-	-	-	-	-	-	-	-	-	-
Self Finance Allowance to	2020-2021	-	-	-	-	-	-	-	-	-	-	-	-	-	-	-	-
Self Finance Allowance to	2019-2020	2,03,000	1,650	4,400	-	2,09,050	-	14,210	-	-	-	-	60,900	1,33,940	2,09,050	-	
Law Dept. (Criminal Law)	2020-2021	9,10,000	13,050	56,800	-	9,79,850	-	63,700	-	-	-	-	2,73,000	6,43,150	9,79,850	-	
Self Finance Allowance to	2019-2020	-	-	-	-	-	-	-	-	-	-	-	-	-	-	-	-
Total																	




SARDAR PATEL UNIVERSITY, VALLABH VIDYANAGAR

Financial Year: 2020-21.

SCHEDULE - V: - SIGNIFICANT ACCOUNTING POLICIES & NOTES TO THE ACCOUNTS :

1. **Basis of accounting**
The accounts of the University are primarily maintained under the CASH basis and on a Going Concern basis unless stated otherwise.
2. **Fixed Assets**
 - Fixed assets are stated at Cost. Cost includes all expenses incurred to bring the assets to its present condition and location.
 - Fixed Assets purchased against the respective Grants / Funds are debited to respective Grants / Funds account and such Fixed Assets are not Capitalised in the books of accounts. Fixed assets purchased other than above are capitalized by the university in the books of accounts.
3. **Depreciation**
Depreciation on Fixed Assets is not provided for in the books of accounts of the University.
4. **Revenue Recognition**
 - (a) Grant Income is recognized on cash basis. Incomes in the nature of Fixed Deposit (FD) Interest, Professional Charges and Rent Income have been recorded on accrual basis.
 - (b) Income in the nature of FD Interest, Professional Charges and Rent received are credited to various Funds accounts.
 - (c) Expenses incurred during the year are recorded on cash basis. Expenditure related with specific Funds / Grants are charged to the respective Funds / Grants.
5. **Investments**
 - a) Interest received/accrued on FDRs is reinvested into the FDR itself.
 - b) Fixed Deposit Receipts and Government of India Bonds include:
 - Teacher welfare Fund investment
 - Endowment fund investment
 - Kalyan Nidhi Investment
 - Gratuity AERC
 - University Own fund Investment
6. **Earmarked/Endowment Funds:**
The income and expenditure of Earmarked/Endowment funds are accounted on cash basis. The balance of respective funds is carried forward on the liability side of the Balance Sheet and is represented by Bank Balances and Investment on the Assets side of the Balance Sheet.



7. Grants

- Excepting Block Maintenance Grant received from the State Government, all Other Grants received for specific purpose/object are credited to respective Grant/Project/Scheme Account.
- Expenditure, either of Capital or Revenue nature, incurred out of specific Grant is recorded charged to respective Grant/Project/Scheme Account.

8. Taxation

The income of the University is exempt from Income Tax under section 10(23C) (iiiab) of the Income Tax Act 1961. No provision for Income Tax is therefore made in the accounts.

9. Previous year's figures are regrouped, rearranged and reclassified wherever found necessary.

For Sardar Patel University

BA Patel
24/1/2022

Chief Account Officer (IIC)
Sardar Patel University
Vallabh Vidyanagar (Guj.)

Authorized Signatories

Place : Vallabh Vidhyanagar.

Date : 24/Jan/2022

Incharge Registrar
Sardar Patel University
Vallabh Vidyanagar.



Ayok
24/1/22

As per Our Audit of Even Date
For CNK & Associates LLP
Chartered Accountants
FRN: 101961W/W-100036



Alok Shah & Shrivastava

CA. Alok Shah
(Partner)
Mem. No.: 042005

Place : Vadodara.
Date : 24/Jan/2022